

Play it. Love it. Live it.



# Center Parcs National Schools Championships



**National Schools Championships**

**Key Stages 3 and 4**

**Sponsored by Center Parcs**

# Introduction

- ✦ This resource is designed to guide Competition Managers, Teachers and Young Leaders/Officials through the running of a key stage 3 and/or 4 competition
- ✦ There are task sheets within this presentation for the Tournament Organiser, Team Managers and Young Leaders/Officials
- ✦ In addition to this presentation, all the other resources you will need to run your championship round are provided;
  - ✦ Match Score Sheet
  - ✦ Results Table Templates
  - ✦ Rules and Regulations




# Competition Format






- ✎ The competition divides players into 4 events:
  - ✎ Yr. 7/8/9 Boys
  - ✎ Yr. 7/8/9 Girls
  - ✎ Yr. 10/11 Boys
  - ✎ Yr. 10/11 Girls
  
- ✎ This presentation outlines how to organise one event of the competition
  - ✎ e.g. Yr. 7/8/9 Girls.
  - ✎ Schools are not required to enter a team into each event, although it would be fantastic if partnerships could offer as many events as possible.
  
- ✎ The timings used are a guideline
  - ✎ Providing schools adhere to the competition rules, it makes no difference whether each event takes place on a different night / over a weekend, or even with the boys hosted at one school within a partnership and girls at another.
  - ✎ The 'Results Table Templates' suggests how many courts and how much time you will need. Just select the tab which reflects the number of teams playing in your event. It will also provide you with an order of play for the matches in that event.

# Championship Format


## Team Format

-  Teams will consist of 5 players with any 4 taking part in each match.

## Match Format

-  **1st Game** - Singles (higher ranked player chosen to play singles)
-  **2nd Game** - Doubles (2 players not selected for a singles)
-  **3rd Game** - Singles (second player chosen for singles)
-  **4th Game** - Doubles (1st singles player + one non-singles player)
-  **5th Game** - Doubles (2nd singles player + the other non-singles player)

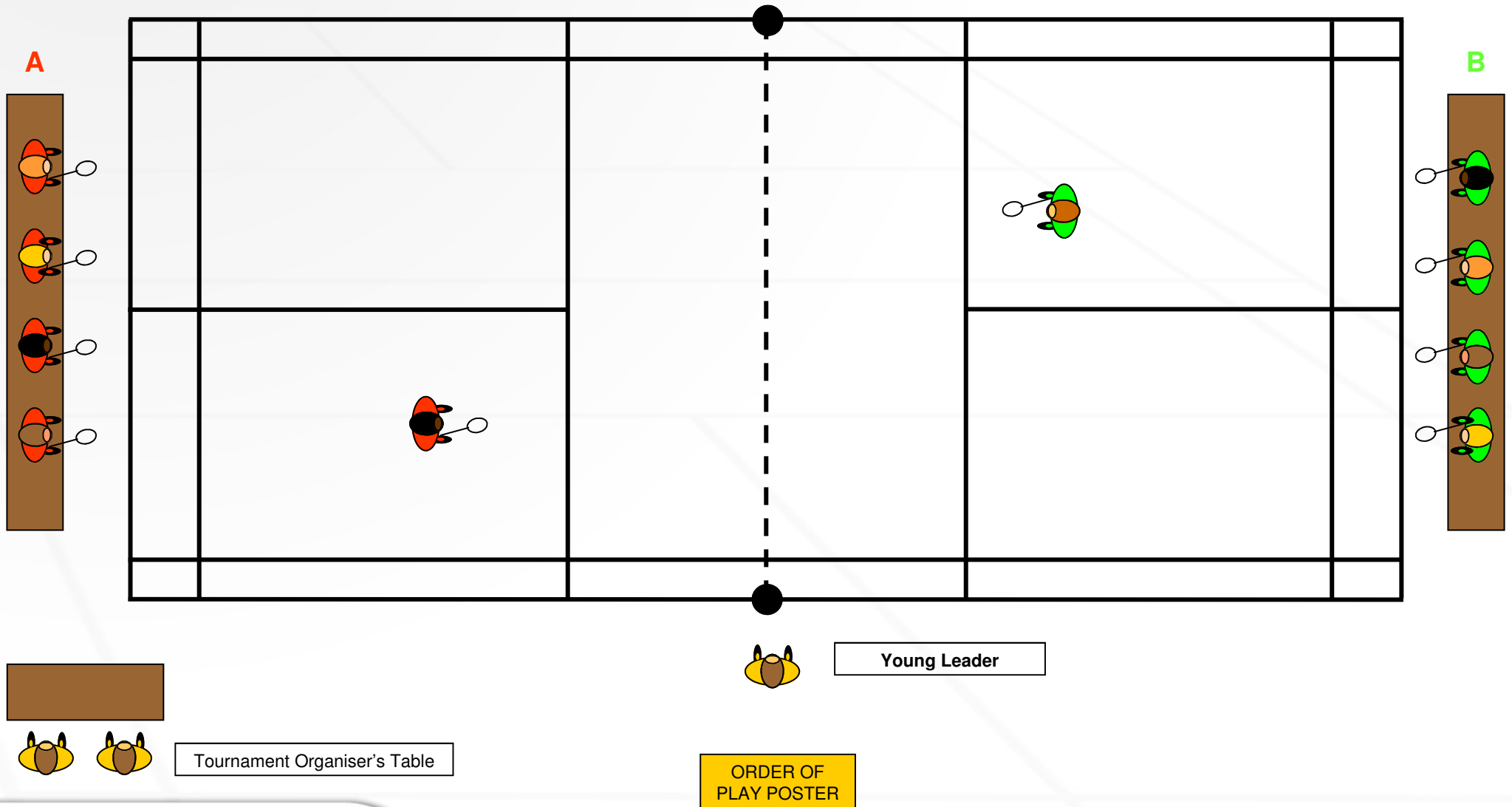
## Progression

-  The winning team from each event in the round will progress to the next round of the championship, e.g. SSP, county, regional or national final.

More detail is contained within the Rules & Regulations, which you should make yourself familiar with.

Play it. Love it. Live it.









# Suggested layout of court/hall



# Tournament Organiser's Tasks

## Time-line of tasks to be carried out at the tournament (based on a 3.00pm start):

**Essential Kit:** Copies of Task Sheets, Match Score Sheets + spares, Results Sheet for desk, Results sheet - blown up for the wall, Results Sheet spares for Team Managers, Copy of Rules & Regulations which you must be familiar with, Stationery.

-  Arrive and set up the hall as per the diagram supplied. Using your order of play decide which groups/matches will use which courts. Designate the Young Leaders to each court.
-  Supply the Young Leaders with 'Match Score Sheets' for their court and if available score flip boards.
-  2.45pm: Team Managers arrive and sign in at your desk. Provide copies of 'Team Manager Tasks'. Inform them which court(s) they will be using.
-  3.00pm: Start the first matches as soon as possible to maximise time.
-  3.55pm: Once all first matches have finished and a 'Match Score Sheet' has been returned to you completed and signed:
  -  Inform Team Managers of the court for their next match and ask them to start play as soon as both teams are ready.
-  4.00pm: All or at least most of the second round of matches should be playing.
  -  Enter the results from each of the 'Match Score Sheets', into your 'Results sheet' grid.

 **Follow the instructions from 2.45pm for each set of matches.**



# Results Table Templates

For 6 teams you will need 4 hours playing time and 2 badminton courts.

Split the teams into 2 groups of 3 (if a school has entered 2 teams, put them in separate groups). Enter the Schools Names into the table below numbered 1-6, where 1-3 are Group 1 and 4-6 Group 2.

Teams in each group will play one another. The winner of each group will play-off in a final to decide the winner. Each match will play on one court at a time lasting about 1 hour. (If time permits, play-offs for overall 3rd & 4th, and 5th & 6th can be played between the respective two teams placed second and third in their groups.)

Entering the School Names into the table below, will populate the Order of Play.

## Center Parcs National Schools Championships

SSP / County / Region Round Name: .....

Event: Boys or Girls Year 7/8/9 or Year 10/11 (delete as appropriate)

School Name	
1	1
2	2
3	3
4	4
5	5
6	6
7	7
8	8

### Order of Play:

#### GROUP 1

1st Match	1		v	2
2nd Match	3		v	4
3rd Match	1		v	3
4th Match	2		v	4
5th Match	1		v	4
6th Match	2		v	3

#### GROUP 2

1st Match	5		v	6
2nd Match	7		v	8
3rd Match	5		v	7
4th Match	6		v	8
5th Match	5		v	8
6th Match	6		v	7

### Results:

#### GROUP 1

	1		2		3		4		TOTALS FOR			Final Position
	Games	Points	G	P	G	P	G	P	Matches	Games	Points	
1									0	0		
2									0	0		
3									0	0		
4									0	0		
TOTALS AGAINST	0	0	0	0	0	0	0	0	0	0		

#### GROUP 2

	1		2		3		4		TOTALS FOR			Final Position
	Games	Points	G	P	G	P	G	P	Matches	Games	Points	
5									0	0		
6									0	0		
7									0	0		
8									0	0		
TOTALS AGAINST	0	0	0	0	0	0	0	0	0	0		

✋ The excel file provided will guide you to determine the number of courts and time you will need, based on the number of teams in your event. Just select the tab which reflects the number of teams playing in your event. It contains a results grid for your match results and a suggested order of play for the matches.

# Rules and Regulations



## Center Parcs National Schools Championships Rules & Regulations

Each individual School may enter up to 3 teams per event. The number of teams accepted will be at the discretion of the organiser of Round 1 [SSP].

### Entry

- Entries must be made on an official entry form.
- The person signing the entry form agrees that they have full agreement of the Head Teacher(s) of the school(s) participating, and on their behalf have read the Rules & Regulations and agree to abide by them, and understand that the decisions made by BADMINTON England are final.
- The signer of the entry form agrees to be the point of contact / organiser for the SSP round.
- The closing date for entries is 26 September 2008.
- All entries will be confirmed by 10 October 2008. If you have not received confirmation by then please contact BADMINTON England: [interschoolschampionships@badmintonengland.co.uk](mailto:interschoolschampionships@badmintonengland.co.uk) or by post to the National Badminton Centre, Milton Keynes, MK8 9LA. Telephone: 01908 268400.

### School & Player Eligibility

- The championships are open to all schools in England (inc. Guernsey, Jersey, Isle of Man and Isle of Wight).
- Selected players must be on the Register of the school they represent.
- Players within the Key Stage 3 competition must be in school years 7, 8 or 9.
- Players within the Key Stage 4 competition must be in school years 10 or 11 (Years 7, 8 or 9 are not eligible to play in the Key Stage 4 event. If an ineligible player(s) is/are fielded their scores will be discounted).

### Team & Match Format

- If a school has entered 2 or more teams then the '1st' or 'A' Team shall be considered the strongest. A player may only play for one team per round.
  - A player may play up into a stronger team provided that they have not already played for another team in that same round.
  - A player may not play down into a weaker team if they have already represented a stronger team in a match or have been nominated for a stronger team.
- Players participating in the final must have represented their school in at least one previous round. Appeals for a new player(s) to represent the school in the final must be made in writing (see Appeals section).

- Teams will consist of 4 players. Reserves may be used in case of injury. If a player is injured during a game then that game is conceded, but a reserve may be substituted for further games and/or matches. A completed Team Sheet must be given to the Tournament Organiser before play starts. The players must be ranked in order of singles playing ability.
- Each match will consist of 5 games: 2 x singles and 3 x doubles, with each player playing 2 games. This is shown in the playing format for a match below:
  - 1<sup>st</sup> Game - Singles (higher ranked player chosen to play singles)
  - 2<sup>nd</sup> Game - Doubles (the 2 players not selected for a singles game)
  - 3<sup>rd</sup> Game - Singles (second player chosen for singles)
  - 4<sup>th</sup> Game - Doubles (first singles player + either one of non-singles players)
  - 5<sup>th</sup> Game - Doubles (second singles player + the other non-singles player)
- For each match a Score Sheet (provided) must be completed and signed by both Team Managers. Team Managers are responsible for ensuring that the results on the sheets are correct.
- Group winners will be decided as follows:
  - Most matches won
  - If 2 teams are tied, the winner of the match between them
  - If 3 or more teams are tied, the team with greater games difference
  - If 2 teams are then tied, the winner of the match between them
  - If 3 or more teams are still tied, then the team with greater points difference
  - If 2 teams are then tied, the winner of the match between them
  - If teams are still tied, then the results will be reviewed following the match by the Inter-Schools Badminton Championships Policy Group
- Each game will be 1 set to 21 points, using Rally Points scoring, with no extended scoring or setting. The first (SSP) and second (County) rounds may be played to fewer points if time is restricted.
- If a team cannot play all of the matches within a round, then they will be scratched and their scores discounted. Any appeals may be made in writing (see Appeals section).
- The winner of each event in each round will progress to the next round.
- If a team drops out of the championships at any point then the next best placed team from the last round will progress.

### Shuttles

- BADMINTON England will supply shuttles for the Regional Rounds and Final. These will be cork based nylon synthetic shuttles.

### Appeals

- Appeals must be made in writing within 5 days by post to: Center Parcs National Schools Championships Policy Group, BADMINTON England, National Badminton Centre, Milton Keynes, MK8 9LA.

# Team Manager's Tasks

Timing of tasks to be carried out at the tournament (based on a 3.00pm start):

- 2.45pm: Arrive, sign in at Tournament Organiser's desk.

Seat your team by the courts you will be on, as indicated by the organiser

## Match Format:

**1st Game** - Singles (higher ranked player chosen to play singles)

**2nd Game** - Doubles (2 players not selected for a singles)

**3rd Game** - Singles (second player chosen for singles)

**4th Game** - Doubles (1st singles player + one non-singles player)

**5th Game** - Doubles (2nd singles player + the other non-singles player)

- 2.55pm Inform the Young Leader of your team to be entered onto the Match Score sheet. This must be completed before the start of each match.


- Send your first player(s) on to court. Before starting each game players will have a 2 minute warm-up period.

- 3.00pm: Supervise team.

- 3.10pm: When game 1 has finished, immediately send next player(s) onto court for game 2 etc

- 4.00pm: Match 1 finishes, the Tournament Organiser will let you know the court for the next match.

- Follow instructions from 2.55pm for every match.**




# Young Leader's Tasks

## Time-line of tasks to be carried out at the tournament (based on a 3.00pm start):

- ✿ Arrive and sign in with the Tournament Organiser.
- ✿ The Tournament Organiser will assign you to a court and supply you with 'Match Score Sheets'.
- ✿ 2.45pm: Teams arrive.
- ✿ 2.55pm: Fill in details of the match on the Score Sheet. With the help of the Team Managers enter the players for each game onto the Score Sheet – this must be completed before the match begins. Players are allowed 2 minutes warm up time before each game.
- ✿ 3.00pm: The players in the first game should be on court and warmed-up. If they have had their 2 minutes warm-up time, ask them to start. If the Tournament Organiser has provided score flip charts, keep the score of the game.
- ✿ 3.10pm: Each game will last approximately 10 minutes. Once the game has finished enter the final score onto the Score Sheet.  
  
Team Managers will immediately send the next players on court. As for the first game, allow players 2 minutes warm-up time after which ask them to start playing, if they have not already.
- ✿ 3.55pm: After all the games have finished, fill in the rest of the Match Score Sheet. Ask both Team Managers to verify the result and sign the Match Score Sheet.  
  
Return the completed Score Sheet to the Tournament Organiser immediately.
- ✿ 4.00pm: **Follow instructions from 2.55pm for every match.**



# Match Score Sheet



BADMINTON  
ENGLAND  
Head Office: 2008

**Center Parcs National Schools Championships  
Match Score Sheet**

**Order of Play:**

- 1<sup>st</sup> Game - Singles (higher ranked player chosen to play singles)
- 2<sup>nd</sup> Game - Doubles (the 2 players not selected for a singles game)
- 3<sup>rd</sup> Game - Singles (second player chosen for singles)
- 4<sup>th</sup> Game - Doubles (first singles player + one of non-singles players)
- 5<sup>th</sup> Game - Doubles (second singles player + the other non-singles player)

**Event:** Boys or Girls      Year 7/8/9 or Year 10/11 *(delete as appropriate)*

**School Names:**

	vs	
--	----	--

**Scores:**

Game	Player / Pair Names	Scores	Player / Pair Names
1			
2			
3			
4			
5			

<b>Total Score in Points</b>		
------------------------------	--	--

<b>Total Score in Games</b>		
-----------------------------	--	--

**Team Managers:**  
(To verify the scores are correct)

<b>Print Name:</b> <input type="text"/>	<b>Print Name:</b> <input type="text"/>
<b>Sign:</b> <input type="text"/>	<b>Sign:</b> <input type="text"/>

**Winning Team:** .....

 A match score sheet needs to be completed for each match

*Play it. Love it. Live it.*



# Center Parcs National Schools Championships



## Key Stages 3 and 4

Thank you for your help in organising this badminton competition for schools. If you require any further assistance please contact: **BADMINTON** England, National Badminton Centre, Milton Keynes, MK8 9LA  
Tel: 01908 268400 Email: [nationalschoolschampionships@badmintonengland.co.uk](mailto:nationalschoolschampionships@badmintonengland.co.uk)